





2016 District 5 Level 3/5

Team Results

Oct 8-9, 2016

Page: 1
Printed: 10/9/2016 3:28:07 PM

Women / 3 / All Ages
Session: 1,2,3

Rank	Gym	Team	Score				
1	Flips Texas	LG	191.025	47.825 3T	48.300 3	47.400 1	47.500 2
2	Rowland Ballard	LG	190.925	47.950 2	48.450 2	46.550 2	47.975 1
3	Maximum Athletics	LG	190.125	47.825 3T	48.750 1	46.250 3	47.300 3
4	Aim Texans	LG	187.975	48.350 1	48.150 4	44.250 6	47.225 4
5	K2 Academy	LG	187.625	47.175 6T	48.025 5	45.750 4	46.675 5
6	WCC	LG	184.200	47.175 6T	45.750 9	45.475 5	45.800 6
7	Juergen's	LG	182.350	47.425 5	46.075 8	44.050 7	44.800 8
8	Brazos Valley	LG	181.625	46.500 9	46.675 6	43.775 8	44.675 9
9	WGC	LG	180.500	46.750 8	46.375 7	42.250 9	45.125 7
10	WGA Texans	LG	174.925	45.700 10	44.150 10	42.000 10	43.075 10